



Quick guide - tarpaulin connection tape #1230




1. Cut the tarp open.



2. Test it in place




3. Apply teape



4. Pre-punch all hole you will use



5. Attach the rope with toggle / barb



6. The rope should go through both holes



7. Weave the ropes together



8. Keep on weaving



9. Make a knot when you come to the end point.



10. Done



11. Easy to open and close